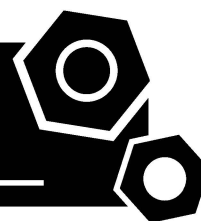


Generator set
Sound-proof type
QSV40KS

SPECIFICATIONS



1 Standards & Conditions

Design Standards

The designs and the productions are in conformity with:

- Conformance Européenne (CE)
- ISO8528-5:2005
- GB/T2820.5-2009

Environmental Operating Conditions

- Installation place: Outdoors or indoors (well ventilated).
- Ambient temperature: -25°C to 50°C. The coolant heater is needed when the temperature is below 5°C
- Humidity: Less than 90%.
- Altitude: Below one thousand (1000) meters above sea level.

Factory Inspection

- Inspection items.
- Protection devices working test.
- Starting ability in normal temperature.
- 50% rated power load moment capability.
- Voltage deviation and speed variation: 0%, 25%, 50%, 75%, 100%, 110% Load.

Painting Process

- Painting process specifications and colors are based on the manufacturer's standard.
- The customer could also choose the color which the manufacturer offers.

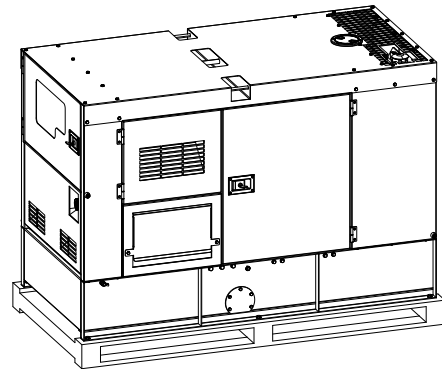
2 General Features

- Kubota engine V3300-T-E2BG2
- Close coupled to Leroy Somer alternator LSA42.3S5
- Microprocessor control module PLC920
- Main circuit breaker: 63A
- Rotate speed governor: Mechanical governor
- Excitation system: Self excited,SHUNT
- A.V.R model: R220
- Key switch
- Emergency stop switch
- ATS(automatic transfer switch)receptacle

- Remote run connector
- 1x12V/60AH sealed for life maintenance free battery
- Lockable battery isolator switch
- Powder coated canopy
- 45°C radiator
- Steel base frame
- Vibration isolators between the engine/alternator and base frame
- Dry type air filter
- Base fuel tank for 8 hours running
- Drain points for fuel tank
- Operation Manual / Specifications

3 Equipment

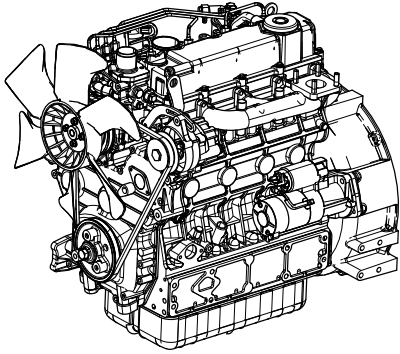
General technical data



Model.....	QSV37KS
Tank capacity.....	140L
Dry weight.....	937kg
Sound pressure level @ 7m.....	65.3dBA
Dimensions L×W×H.....	2030x820x1287mm
Standby Power.....	41kVA/32kW
Prime Power.....	37kVA/30kW

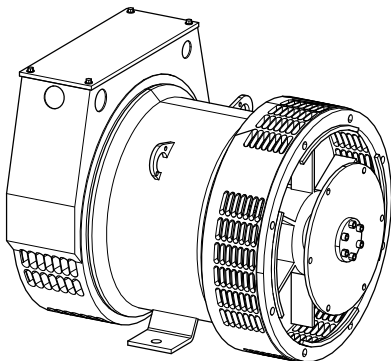
Voltage	380V	400V	415V	440V	
Ampere	56.2A	53.4A	51.5A	48.6A	
Genset Fuel Consumption					
Frequency/Load	25%	50%	75%	100%	110%
50Hz (L/h)	N/A	5.4	8.2	10.7	11.8

Diesel engine



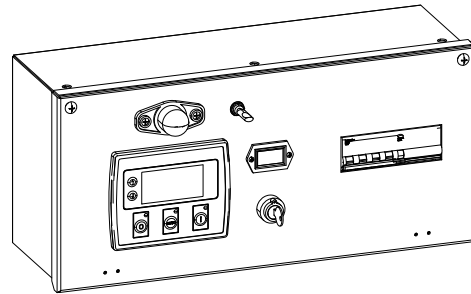
Engine Manufacturer/Brand.....	KUBOTA
Engine Model.....	V3300-T-E2BG2
Dimensions L×W×H.....	769×536×803mm
Dry Weigh (approx.)	288kg
Number of Cylinders.....	4
Bore.....	98mm
Stroke.....	110mm
Displacement.....	3.318L
Compression Ratio	21.80
Type of Injection	Direct injection
Intake System.....	Turbocharged
Intake Resistance.....	1.96kPa
Cooling System	Water cooled
Fan	Pusher
Battery Voltage	12V
Type of Fuel.....	Diesel Fuel No.2-D(ASTM D975)
Type of Oil	Class CF lubricating oil
Oil Capacity	13.2L
Type of Coolant	Glycol mixture
Coolant Capacity.....	8.2L
Back Pressure	≤7.07kPa

Alternator



Alternator Manufacturer/Brand	Leroy Somer
Alternator Model	LSA42.3S5
Exciter.....	Brushless
Cooling Fan	Cast alloy aluminum
Windings.....	100% copper
Insulation Class	H
Winding Pitch.....	2/3
Terminals	12
Drip Proof	IP23
Altitude.....	≤1000m
Overspeed	2250rpm
Air Flow.....	N/A
Voltage Regulation	±1.0%
Total Harmonic TGH / THCat no load < 1.5 % - on load < 5%	
Telephone Interference.....	THF<2%;TIF<50

PLC-920 Control System

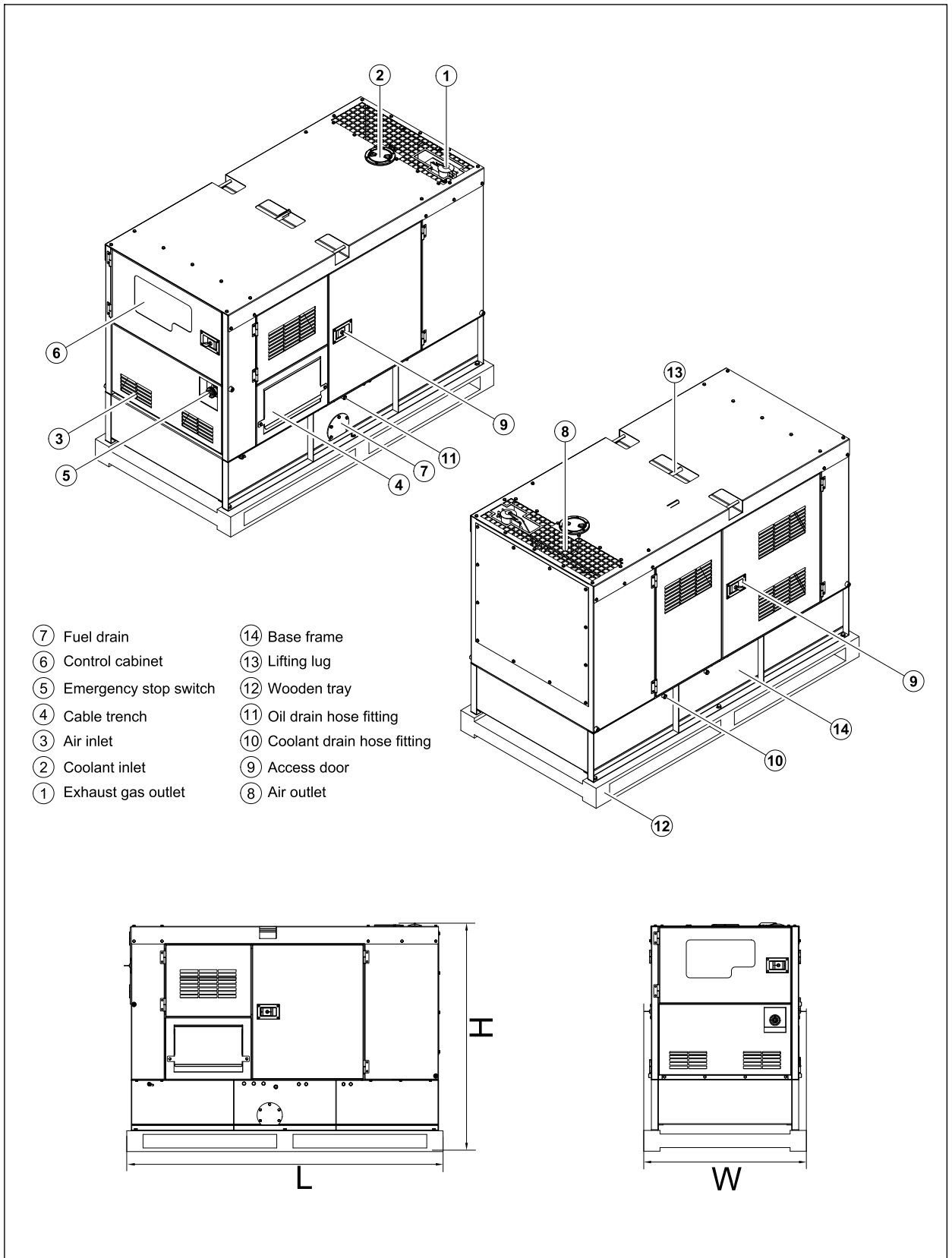


PLC-920 is an advanced control module based on microprocessor designed to control the engine via push buttons on the front panel. The module is used to start and stop the engine and indicate fault conditions, automatically shutting down the engine and giving a true first up fault condition of an engine failure.

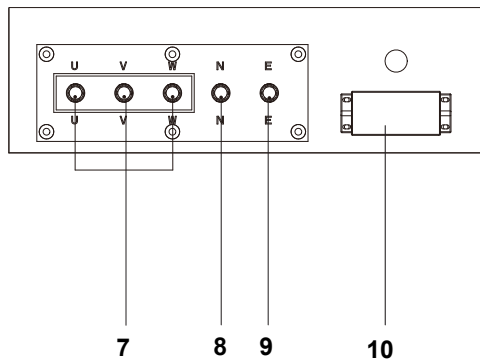
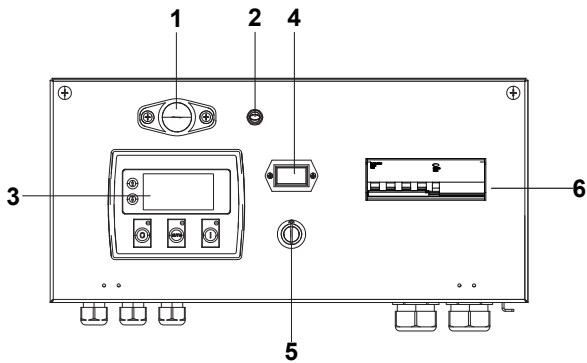
Standard Control Function

- Manual Engine Control Module
- Low Oil Pressure
- High Engine Temperature
- Auxiliary Shutdown
- Overspeed Protection
- Protection hold-off timer
- Charge Failure warning

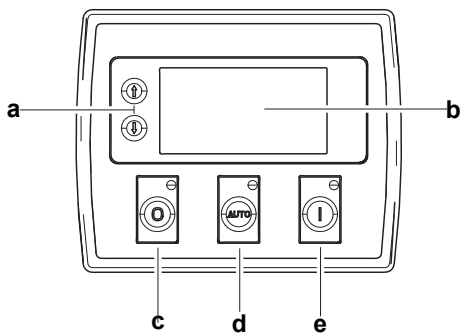
4 Overall Dimensions



5 Control System



Control & field wiring cabinet



Control module

Ref.	Description
1	Control cabinet lamp
2	Control cabinet lamp switch
3	Control module
4	Time counter
5	Key switch
6	Main circuit breaker
7	Live wire terminals
8	Neutral wire terminal
9	Ground wire terminal
10	Mains input/remote communication connector

Ref.	Description
a	Navigation button Accept (Configuration mode only)
b	Main status display
c	Stop/reset button Next page (Configuration mode only)
d	Auto start button Decrease value/next item (Configuration mode only)
e	Start button Increase value/next item (Configuration mode only)

1000035834

02.2023
