

SPECIFICATION

POWERLINK
Power Systems

Power Link the World

MODEL VR625PX **VR SERIES** **(FOR 50Hz DIESEL GENSET)**

Revision: A2 (11/21)

To inquire the latest revision of
document, visit our website at:
www.powerlinkworld.co.uk



1 Standards & Conditions

Design Standards

The designs and the productions are in conformity with:

- Conformance Européenne (CE)
- ISO8528-5:2005
- GB/T2820.5-2009

Environmental Operating Conditions

- Installation place: Outdoors or indoors (well ventilated).
- Ambient temperature: -25°C to 50°C. The coolant heater is needed when the temperature is below 5°C
- Humidity: Less than 90%.
- Altitude: Below one thousand (1000) meters above sea level.

Factory Inspection

- Inspection items.
- Protection devices working test.
- Starting ability in normal temperature.
- 50% rated power load moment capability.
- Voltage deviation and speed variation: 0%, 25%, 50%, 75%, 100%, 110% Load.

Painting Process

- Painting process specifications and colors are based on the manufacturer's standard.
- The customer could also choose the color which the manufacturer offers.

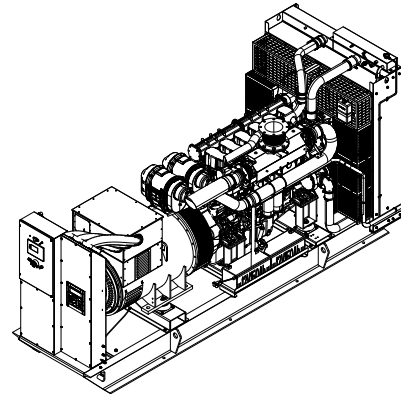
2 General Features

- PowerLink engine VR6-25TAG4
- Close coupled to PowerLink alternator PL5L
- Microprocessor control module XC762
- Main circuit breaker: 1000A
- Rotate speed governor: ECU
- Excitation System: Self Excited,SHUNT
- A.V.R.Model: SX440
- Key switch
- Emergency stop switch
- ATS (automatic transfer switch) receptacle
- Remote run connector

- 2x12V/150AH sealed for life maintenance free battery
- Lockable battery isolator switch
- 50°C radiator
- Oil pump on the engine
- Steel base frame with forkslots
- Vibration isolators between the engine/alternator and base frame
- Dry type air filter
- Base fuel tank with 9 hours running
- Drain points for fuel tank
- Operator's Manual / Specifications

3 Equipment

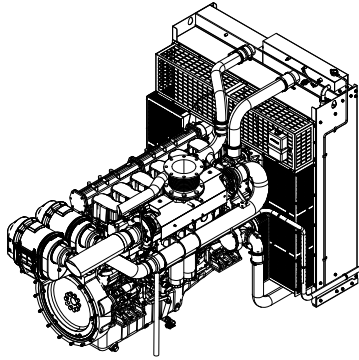
General technical data



Model..... VR625PX
 Tank capacity.....1200L
 Dry weight..... 6238kg
 Sound pressure level @ 7m N/A
 Dimensions L×W×H.....4358x1625x2394mm
 Standby Power 688kVA/550kW
 Prime Power625kVA/500kW

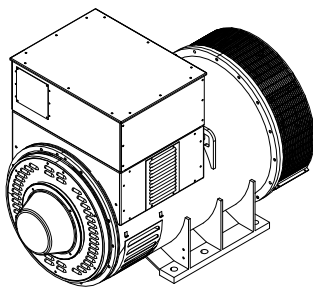
Voltage	380V	400V	415V		
Ampere	949.6A	902.1A	869.5A		
Genset Fuel Consumption					
Frequency/Load	25%	50%	75%	100%	110%
50Hz (L/h)	34	67	97	132	145

Dck Yf GrghYa



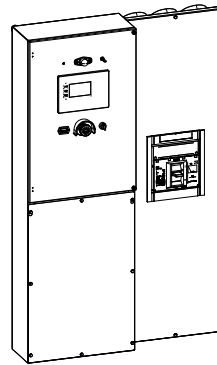
Engine Manufacturer/Brand	PowerLink
Engine Model	VR6-25TAG4
Dimensions L×W×H.....	2055x1241x1936mm
Dry Weigh (approx.)	2700kg
Number of Cylinders.....	6
Bore.....	170mm
Stroke	185mm
Displacement.....	25.0L
Compression Ratio	14.5
Type of injection.....	High pressure common rail
Intake System.....	Turbocharged and charge air cooled
Intake Resistance	≤5kPa
Cooling System	Water cooled
Fan	Pusher
Battery Voltage	24V
Type of Fuel.....	No.2 or ASTM D975
Type of Oil	API CF/SE or CCMCF4
Oil Capacity	60.0L
Type of Coolant	Glycol mixture
Coolant Capacity	61.0L
Back Pressure	≤10.1kPa
Standby Power	617kW
Prime Power	561kW

Alternator



Alternator Manufacturer/Brand	PowerLink
Alternator Model	PL5M
Exciter.....	Brushless
Cooling Fan	Cast alloy aluminum
Windings.....	100% copper
Insulation Class	H
Winding Pitch.....	2/3
Terminals	12
Drip Proof	IP23
Altitude.....	≤1000m
Overspeed	2250rpm
Air Flow.....	N/A
Voltage Regulation	±1.0%
Total Harmonic TGH / THCat no load < 1.5 % - on load < 5%	
Telephone Interference.....	THF<2%;TIF<50

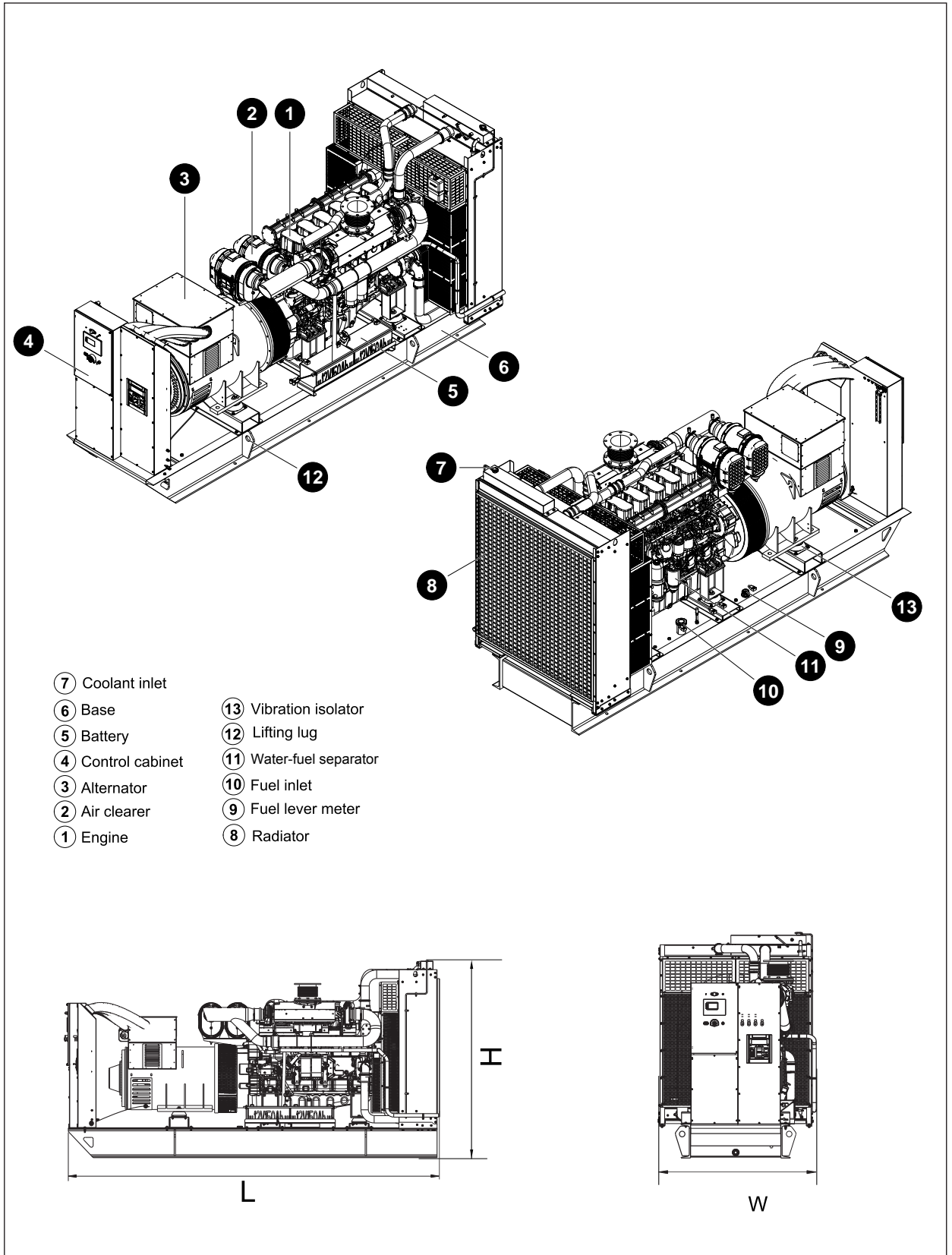
XC762 Control System



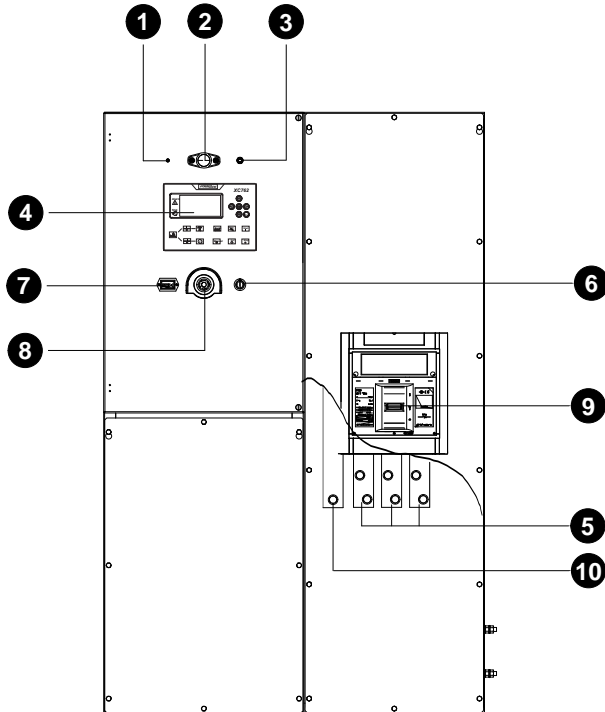
XC762 is an advanced control module based on micro-processor, containing all necessary functions for protection of the genset and the breaker control. It can monitor the mains supply, and automatically start the engine when the mains is abnormal. Accurately measure various operational parameters and display all values and alarms information on the LCD. In addition, the control module can automatically shut down the engine and indicate the engine failure.

- Microprocessor control, with high stability and credibility
- Monitoring and measuring operational parameters of the mains supply and genset
- Indicating operation status, fault conditions, all parameters and alarms
- Multiple protections; multiple parameters display, like pressure, temp. etc.
- Manual, automatic and remote work mode selectable
- Real time clock for time and date display, overall runtime display, 250 log entries
- Overall power output display
- Integral speed/frequency detecting, telling status of start, rated operation, overspeed etc.
- Communication with PC via RS485 OR RS232 interface, using MODBUS protocol

4 Overall Dimensions

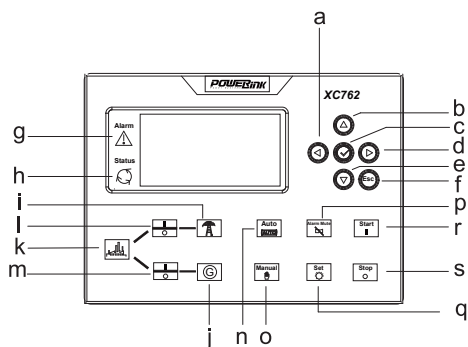


5 Control System



Control&Field wiring cabinet

Ref.	Description
1	Charge indicator
2	Control cabinet lamp
3	Control cabinet lamp switch
4	Control module
5	Live wire terminals
6	Key switch
7	Time counter
8	Emergency stop switch
9	Main circuit breaker
10	Neutral wire terminal



Control module

a	Button (next page)
b	Button (increase value / previous item)
c	Button (accept)
d	Button (previous page)
e	Button (decrease value / next item)
f	Button (ESC)
g	Indicator (alarm)
h	Indicator (running)
i	Indicator (mains available)
j	Indicator (genset available)
k	Indicator (mains / genset ON)
l	Button (breaker ON / OFF)
m	Button (breaker ON / OFF)
n	Button (Auto mode)
o	Button (Manual mode)
p	Button (reset alarm)
q	Button (set parameters)
r	Button (start)
s	Button (stop)

SPECIFICATION

VR SERIES DIESEL GENSET

VR625PX

Revision: A2 (11/21)

To inquire the latest revision of
document, visit our website at:
www.powerlinkworld.co.uk

