

SPECIFICATION

POWERLINK
Power Systems

Power Link the World

MODEL VR200PX **VR SERIES** **(FOR 50Hz DIESEL GENSET)**

Revision: B2 (11/21)

To inquire the latest revision of
document, visit our website at:
www.powerlinkworld.co.uk



1 Standards & Conditions

Design Standards

The designs and the productions are in conformity with:

- Conformance Européenne (CE)
- ISO8528-5:2005
- GB/T2820.5-2009

Environmental Operating Conditions

- Installation place: Indoors (well ventilated).
- Ambient temperature: -25°C to 50°C. The coolant heater is needed when the temperature is below 5°C
- Humidity: Less than 80%.
- Altitude: Below one thousand (1000) meters above sea level.

Factory Inspection

- Inspection items.
- Protection devices working test.
- Starting ability in normal temperature.
- 50% rated power load moment capability.
- Voltage deviation and speed variation: 0%, 25%, 50%, 75%, 100%, 110% Load.

Painting Process

- Painting process specifications and colors are based on the manufacturer's standard.
- The customer could also choose the color which the manufacturer offers.

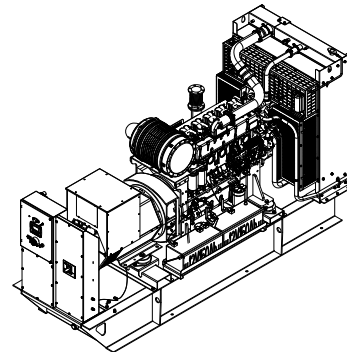
2 General Features

- PowerLink engine VR6-9.7TAG1
- Close coupled to PowerLink alternator PL3F
- Microprocessor control module PLC-920
- Main circuit breaker: 320A
- Rotate speed governor: Electric fuel control
- Excitation System: Self Excited,SHUNT
- A.V.R.Model: SX440
- Key switch
- Emergency stop switch
- ATS (automatic transfer switch) receptacle
- Remote run connector

- 2x12V/120AH sealed for life maintenance free battery
- Lockable battery isolator switch
- 50°C radiator
- Oil pump on the engine
- Steel base frame with forklifts
- Vibration isolators between the engine/alternator and base frame
- Dry type air filter
- Base fuel tank with 20 hours running
- Drain points for fuel tank
- Operator's Manual / Specifications

3 Equipment Specification

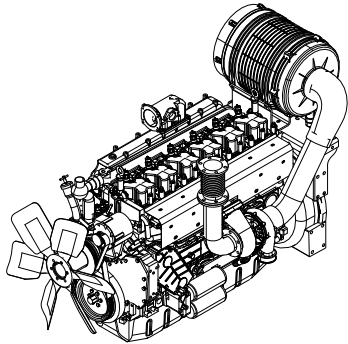
General technical data



Model.....	VR200PX
Structure type	A
Tank capacity.....	800L
Dry weigh.....	2677kg
Noise level @7m	N/A
Dimensions L×W×H.....	3284x1154x1906mm
Standby Power	220kVA/176kW
Prime Power	200kVA/160kW

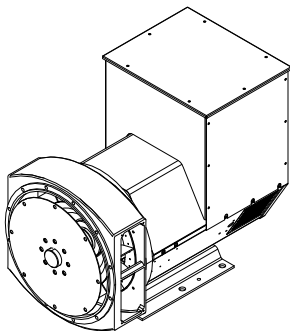
Voltage	380V	400V	415V		
Ampere	303.9A	288.7A	278.2A		
Genset Fuel Consumption					
Frequency/Load	25%	50%	75%	100%	110%
50Hz (L/h)	13	24	34	46	51

Diesel engine



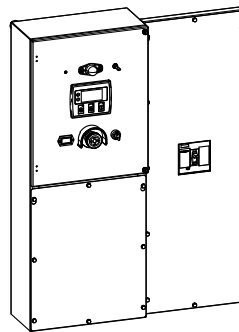
Engine Manufacturer/Brand	PowerLink
Engine Model	VR6-9.7TAG1
Dimensions L×W×H.....	1796×767×1275mm
Dry Weigh (approx.)	1000kg
Number of Cylinders.....	6
Bore.....	120mm
Stroke	130mm
Displacement.....	9.726L
Compression Ratio	17.0
Type of injection.....	Direct injection
Intake System.....	Turbocharged and charge air cooled
Intake Resistance	≤5kPa
Cooling System	Water cooled
Fan	Pusher
Battery Voltage	24V
Type of Fuel.....	No.2 or ASTM D975
Type of Oil	API CF/SE or CCMCF4
Oil Capacity	23.0L
Type of Coolant	Glycol mixture
Coolant Capacity	21.0L
Back Pressure	≤10.1kPa
Standby Power	205kW
Prime Power	186kW

Alternator



Alternator Manufacturer/Brand	PowerLink
Alternator Model	PL3F
Exciter.....	Brushless
Cooling Fan	Cast alloy aluminum
Windings.....	100% copper
Insulation Class	H
Winding Pitch.....	2/3
Terminals	12
Drip Proof	IP23
Altitude.....	≤1000m
Overspeed	2250rpm
Air Flow.....	N/A
Voltage Regulation	±1.0%
Total Harmonic TGH / THCat no load < 1.5 % - on load < 5%	
Telephone Interference.....	THF<2%;TIF<50

PLC-920 Control System

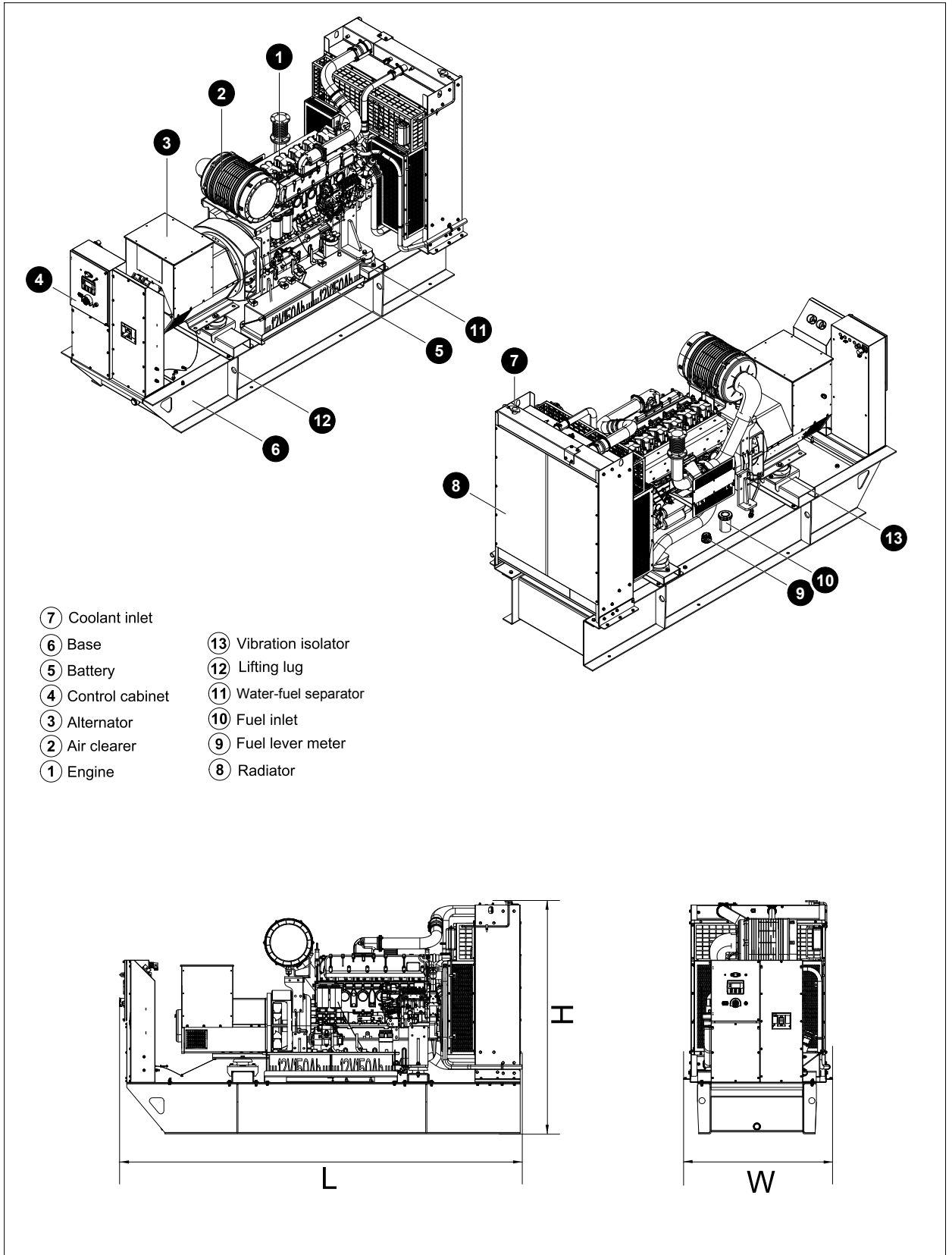


PLC-920 is an advanced control module based on microprocessor designed to control the engine via push buttons on the front panel. The module is used to start and stop the engine and indicate fault conditions, automatically shutting down the engine and giving a true up fault condition of an engine failure.

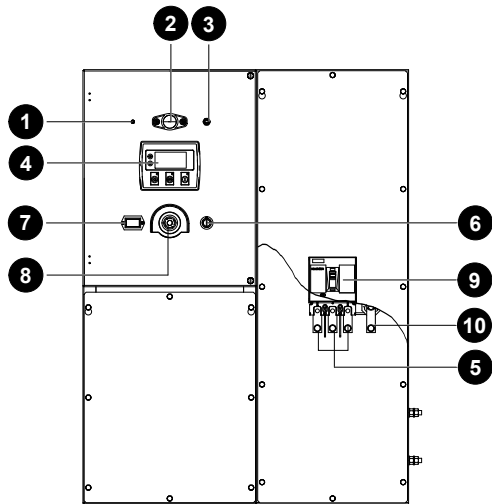
Standard Control Function

- Manual Engine Control Module
- Low Oil Pressure
- High Engine Temperature
- Auxiliary Shutdown
- Overspeed Protection
- Protection hold-off timer
- Charge Failure warning

4 Overall Dimensions

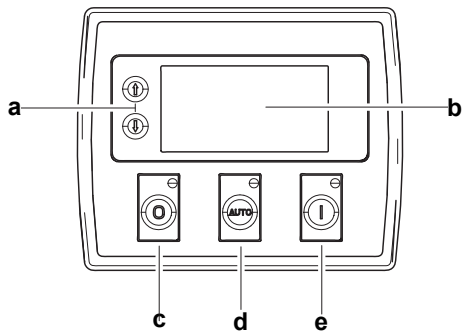


5 Control System



Control&Field wiring cabinet

Ref.	Description
1	Charge indicator
2	Control cabinet lamp
3	Control cabinet lamp switch
4	Control module
5	Live wire terminals
6	Key switch
7	Time counter
8	Emergency stop switch
9	Main circuit breaker
10	Neutral wire terminal



Control module

Ref.	Description
a	Navigation button Accept (Configuration mode only)
b	Main status display
c	Stop/reset button Next page (Configuration mode only)
d	Auto start button Decrease value/next item (Configuration mode only)
e	Start button Increase value/next item (Configuration mode only)

SPECIFICATION

VR SERIES DIESEL GENSET

VR200PX

Revision: B2 (11/21)

To inquire the latest revision of
document, visit our website at:
www.powerlinkworld.co.uk

