

SPECIFICATION



Power Link the World

MODEL VR45PX **VR SERIES** **(FOR 50Hz DIESEL GENSET)**

Revision: B5 (11/21)

To inquire the latest revision of
document, visit our website at:
www.powerlinkworld.co.uk



VR series VR45PX

50 Hz @ 1500rpm,3-phase/5-wiring



1 Standards & Conditions

Design Standards

The designs and the productions are in conformity with:

- Conformance Européenne (CE)
- ISO8528-5:2005
- GB/T2820.5-2009

Environmental Operating Conditions

- Installation place: Outdoors or indoors (well ventilated).
- Ambient temperature: -25°C to 50°C. The coolant heater is needed when the temperature is below 5°C
- Humidity: Less than 90%.
- Altitude: Below one thousand (1000) meters above sea level.

Factory Inspection

- Inspection items.
- Protection devices working test.
- Starting ability in normal temperature.
- 50% rated power load moment capability.
- Voltage deviation and speed variation: 0%, 25%, 50%, 75%, 100%, 110% Load.

Painting Process

- Painting process specifications and colors are based on the manufacturer's standard.
- The customer could also choose the color which the manufacturer offers.

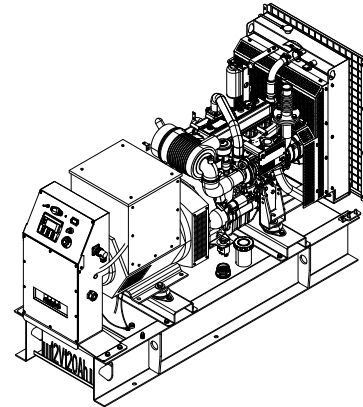
2 General Features

- PowerLink engine VR4-3.2TG2
- Close coupled to PowerLink alternator PL2B
- Microprocessor control module PLC-920
- Main circuit breaker: 80A
- Rotate speed governor: Electric fuel control
- Excitation system: Self excited,SHUNT
- A.V.R model: SX440
- Key switch
- Emergency stop switch
- ATS(automatic transfer switch)receptacle

- Remote run connector
- 1x12V/60AH sealed for life maintenance free battery
- Lockable battery isolator switch
- 50°C radiator
- Steel base frame
- Vibration isolators between the engine/alternator and base frame
- Dry type air filter
- Base fuel tank for 17 hours running
- Drain points for fuel tank
- Operation Manual / Specifications

3 Equipment

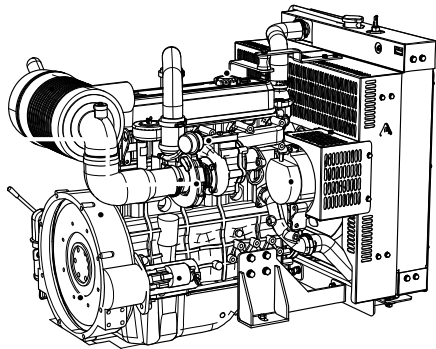
General technical data



Model.....VR45PX
 Structure typeD
 Tank capacity..... 180L
 Dry weight..... 982kg
 Sound pressure level @ 7mN/A
 Dimensions L×W×H..... 1964x672x1295mm
 Standby Power 50kVA/40kW
 Prime Power 45kVA/36kW

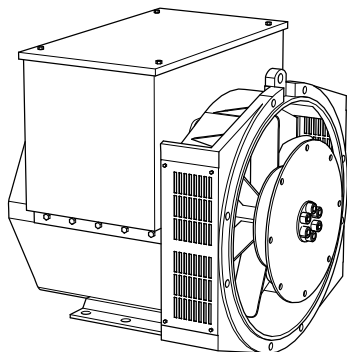
Voltage	380V	400V	415V		
Ampere	68.4A	65A	62.6A		
Genset Fuel Consumption					
Frequency/Load	25%	50%	75%	100%	110%
50Hz (L/h)	2.7	5.2	7.7	10.3	11.4

Dck Yf' GrghYa



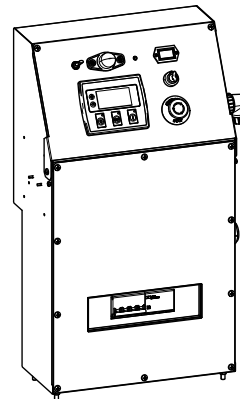
Engine Manufacturer/Brand	PowerLink
Engine Model	VR4-3.2TG2
Dimensions L×W×H.....	750x620x766mm
Dry Weigh (approx.)	275Kg
Number of Cylinders.....	4
Bore.....	98mm
Stroke	105mm
Displacement.....	3.2L
Compression Ratio	18.5
Type of injection.....	Direct injection
Intake System.....	Turbocharged
Intake Resistance	≤5kPa
Cooling System	Water cooled
Fan	Pusher
Battery Voltage	12V
Type of Fuel.....	No.2 or ASTM D975
Type of Oil	API CF/SE or CCMCF4
Oil Capacity	6.5L
Type of Coolant	Glycol mixture
Coolant Capacity	5.0L
Back Pressure	≤10.1kPa
Standby Power61kW
Prime Power55kW

Alternator



Alternator Manufacturer/Brand	PowerLink
Alternator Model	PL2B
Exciter.....	Brushless
Cooling Fan	Cast alloy aluminum
Windings.....	100% copper
Insulation Class	H
Winding Pitch.....	2/3
Terminals	12
Drip Proof	IP23
Altitude.....	≤1000m
Overspeed	2250rpm
Air Flow.....	N/A
Voltage Regulation	±1.0%
Total Harmonic TGH / THCat no load < 1.5 % - on load < 5%	
Telephone Interference.....	THF<2%;TIF<50

PLC-920 Control System

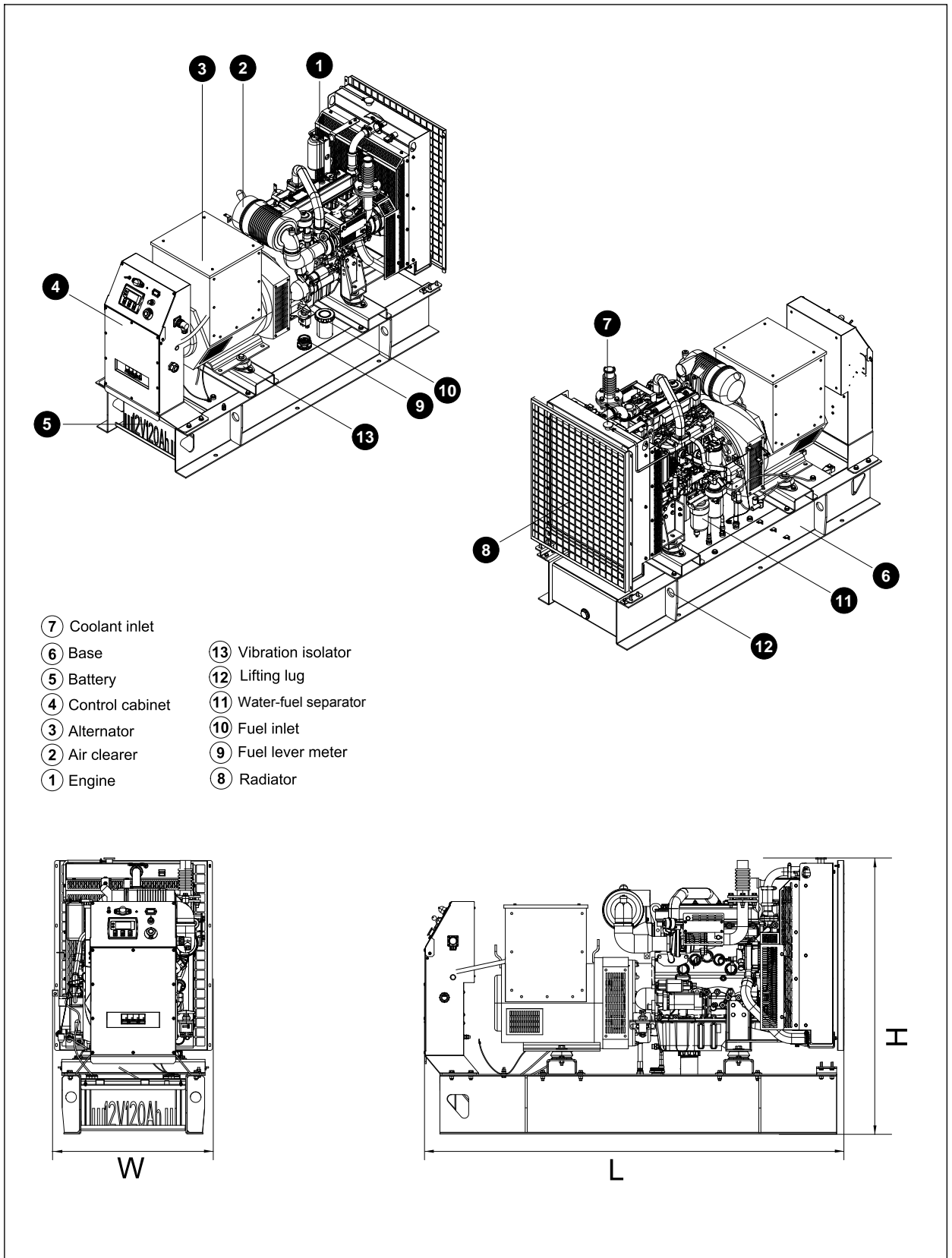


PLC-920 is an advanced control module based on microprocessor designed to control the engine via push buttons on the front panel. The module is used to start and stop the engine and indicate fault conditions, automatically shutting down the engine and giving a true first up fault condition of an engine failure.

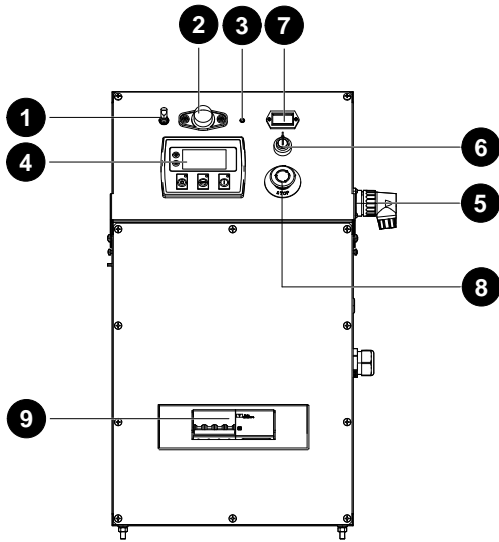
Standard Control Function

- Manual Engine Control Module
- Low Oil Pressure
- High Engine Temperature
- Auxiliary Shutdown
- Overspeed Protection
- Protection hold-off timer
- Charge Failure warning

4 Overall Dimensions

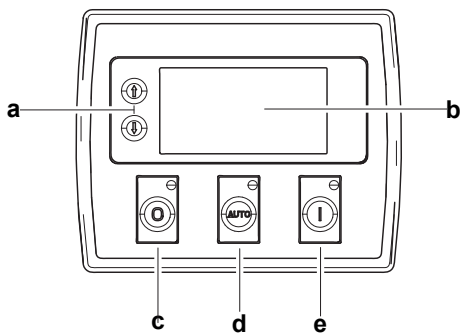


5 Control System



Control&Field wiring cabinet

Ref.	Description
1	Charge indicator
2	Control cabinet lamp
3	Control cabinet lamp switch
4	Control module
5	Control cables connector
6	Key switch
7	Time counter
8	Emergency stop switch
9	Main circuit breaker



Control module

Ref.	Description
a	Navigation button Accept (Configuration mode only)
b	Main status display
c	Stop/reset button Next page (Configuration mode only)
d	Auto start button Decrease value/next item (Configuration mode only)
e	Start button Increase value/next item (Configuration mode only)

SPECIFICATION

VR SERIES DIESEL GENSET

VR45PX

Revision: B5 (11/21)

To inquire the latest revision of
document, visit our website at:
www.powerlinkworld.co.uk

